



National Marine Manufacturers Association

nmma.org

ECONOMIC SIGNIFICANCE OF RECREATIONAL BOATING IN FLORIDA

CONGRESSIONAL DISTRICT 19

| | |
|--|------------------------|
| Number of Recreational Boats* | 48,508 |
| Recreational Boating Industry Businesses | 502 |
| Total Jobs | 5,908 |
| Annual Recreational Boating-Related Spending | \$306.2 MILLION |




TOTAL ANNUAL ECONOMIC IMPACT OF RECREATIONAL BOATING:

\$734.2 MILLION

RECREATIONAL BOATS IN FL-19

TOTAL BOATS* **48,508**

| | |
|---------------------|--------|
| REGISTERED BOATS | 48,508 |
| Power boats | 41,281 |
| PWCs | 5,346 |
| Sailboats | 1,552 |
| Other Boats | 329 |
| HOUSEHOLDS PER BOAT | 6.3 |



POWER BOATS
85%



PWCs
11%



SAILBOATS
3%



OTHER BOATS
1%

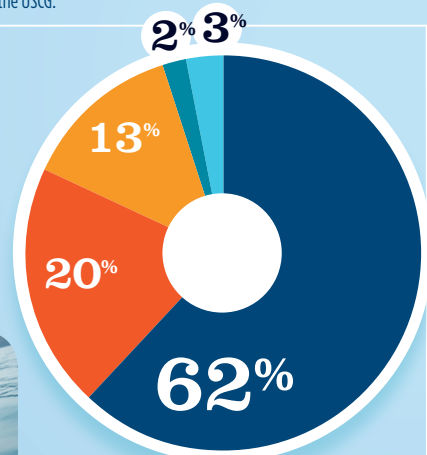


* Total boats are registered boats as reported by states to the USCG.

RECREATIONAL BOATING CREATES JOBS IN FL-19

TOTAL BOATING JOBS **2,728**

| | |
|---------------------------|-------|
| Boat Building | 77 |
| Motor / Engine Mfg. | 54 |
| Accessory / Supplies Mfg. | 353 |
| Dealers / Wholesalers | 548 |
| Boat Services | 1,696 |



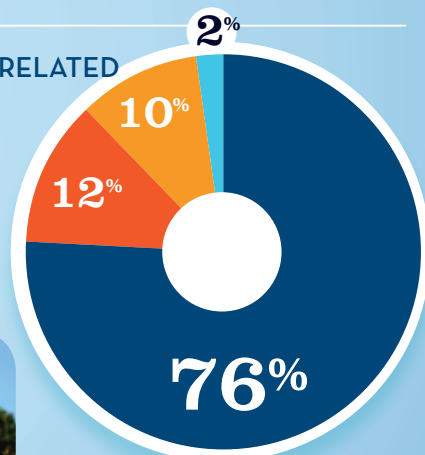
● BOAT BUILDING
 ● DLRS/WHOLESALERS
● MOTOR/ENG. MFG.
 ● BOAT SERVICES
● ACC./SUPPLIES MFG.



RECREATIONAL BOATING-RELATED BUSINESSES IN FL-19

TOTAL BUSINESSES **502**

| | |
|---------------------------|-----|
| Boat Building | 8 |
| Motor / Engine Mfg. | 1 |
| Accessory / Supplies Mfg. | 51 |
| Dealers / Wholesalers | 62 |
| Boat Services | 380 |



● BOAT BUILDING
 ● DLRS/WHOLESALERS
● MOTOR/ENG. MFG. †
 ● BOAT SERVICES
● ACC./SUPPLIES MFG. † 0%




ESTIMATED JOBS IMPACT OF RECREATIONAL BOATING-RELATED SPENDING IN FL-19

EST. TOTAL JOBS **5,908**

EST. TOTAL LABOR INCOME **\$246.2** MILLIONS

| | |
|----------------------|---------|
| Est. Direct Income | \$102.1 |
| Est. Indirect Income | \$59.3 |
| Est. Induced Income | \$84.8 |



RECREATIONAL BOATING INDUSTRY SALES IN FL-19

| | | |
|--|----------------|-------------------------|
| Boat Building | \$19.9 | \$19.9 MILLION |
| Motor / Engine Mfg. | \$31.8 | \$31.8 MILLION |
| Accessory / Supplies Mfg. | \$82.3 | \$82.3 MILLION |
| TOTAL MFG. SALES | \$134.0 | |
| Dealers / Wholesalers | \$260.8 | \$260.83 MILLION |
| Boat Services | \$399.0 | \$399.0 MILLION |
| TOTAL RETAIL & SERVICES SALES | \$659.8 | |

● BOAT BUILDING
 ● DLRS/WHOLESALERS
● MOTOR/ENG. MFG.
 ● BOAT SERVICES
● ACC./SUPPLIES MFG.